

# **Filling Out the College Application: FAQ's**

## **Who is my School Counselor?**

<b>Counselor</b>	<b>Last Names</b>
Shari Pimental, spimental@marisths.org	A-KI
Jacob Copley, jcopley@marisths.org	Km-Z
Sherril Acton, sacton@marisths.org	Registrar

## **How do I log into Naviance?**

- Go to <https://student.naviance.com/maristor>
- Input zip code – 97401
- Scroll down and choose Marist Catholic High School
- Username is Marist email and password student created. Counselors can reset password

## **What is the FERPA?**

The **Family Educational Rights and Privacy Act (FERPA)** (20 U.S.C. § 1232g; 34 CFR Part 99) is a federal law that protects the privacy of student education records. Federal Educational Rights & Privacy Act

- While a student, it protects your educational records
- When applying to college, it protects the recommender
- **On Common App, can only complete once and cannot change answer**
- You have the right to NOT waive your rights, but it is strongly suggested you waive your rights in your applications as related to your recommendations
  - Informing the colleges, you do not intend to read your letter
  - Some recommenders will refuse to write a letter if you do not waive your rights

## **How do I request letters of recommendation?**

If the college requires a letter(s) of recommendation from teachers you must request in Naviance, allowing at least 15 school days to write a letter. The Early Action deadline for most college applications is November 1<sup>st</sup> so the latest date to make your request should be September 23<sup>rd</sup>. **Students must Complete the Teacher/Counselor Letter of Recommendation Survey in Naviance under the About Me tab.** Select a teacher in a subject you really struggled but worked hard or showed improvement over the year or in future years. Some colleges require one or two academic teachers usually in academic subjects and students should select teachers from two different subject areas. Your counselor may also be required to write a letter of recommendation.

## **How do I request transcripts and send to colleges?**

Most colleges require that you request **MCHS** to send your transcripts. Please request your transcript in Naviance. **After that point, your counselor will automatically send your initial, mid-year, school profile, and CA/Secondary School Report for that school.** We will send one final transcript to the school that you choose to attend which will be recorded on your end of graduation survey and senior exit survey.

**Self-reported** school means that you must type your transcript as it is printed into your common application or coalition application. “Advanced courses” are indicated by a weighted credit. We recommend getting an unofficial transcript from your counselor.

MCHS sends documents via Naviance Student (eDocs) and the mail. Naviance Student will connect to your Common Application account and all other types of applications-documents will be sent electronically to the institution if not noted as mailed.

### **MCHC Reports GPA: (on Senior Transcript available mid-September)**

- Weighted
- 4.0 Scale
- Ranking – Quintile (Top 20%, 40%, 60%, 80%, 100%)

### **How do I send my test scores to colleges?**

You must request your **SAT scores directly from College Board** and **ACT scores from ACT.org**. Log into your College Board account(s) and go to *Send Score Reports*. There is a cost after you have already tested. You are given four free reports at the time of registration.

**Many universities are going Test Optional the application cycle of 2021-2022.**

### **What does TEST OPTIONAL mean?**

Students have the option of submitting test scores or not. Those not submitting will not be penalized. Colleges will, however, consider the scores of those who submit. So, if your score is in line or higher than what has typically been accepted, then you should submit. **Read the following article for more insight into test optional policies and speak with college admissions counselors.**

<https://privateprep.com/blog/what-does-test-optional-really-mean/>

### **What are the Common App and Coalition, and should I use them to apply?**

The Common Application, which is accepted by [more than 900 schools](#), helps streamline one essential part of the admissions process for students by allowing applicants to submit documents using only one platform for multiple colleges. The **Coalition App** is similar platform. The **Coalition App** covers many top **college** and **universities**, but not as many schools as the **Common App** covers.

If you are applying to multiple schools that utilize the *Common App or Coalition*, it is an efficient way to apply and helps facilitate the application process. Use it. Below are links to the platforms’ websites and a useful article. **We highly recommend using the Common App if you are applying to more than 2 schools that are members.**

<https://www.commonapp.org/>

### **How do I complete the Common App FERPA?** *This must be done to Match CA with Naviance.*

First, create your Common App account at [www.commonapp.org](http://www.commonapp.org) and click on “College Search” tab, to add your colleges to the application. Next on the CA, Click the “My College” tab, then on the left-hand side, click “Assign Recommenders”. The FERPA Release Authorization is the first item on the page. Click the blue text under the FERPA RELEASE AUTHORIZATION to complete the FERPA waiver. You must check two places:

**I authorize every school I have attended to release all requested records.... And**

I waive my right to review all recommendations and supporting documents submitted by me or on my behalf.

### **Which of My Courses are Considered Advanced?**

AP, Honors, College Now (designated by \* on transcript)

### **College Now & College Status:**

Being a dual enrolled (College Now) student does not mean you are a college student on your application. Yes, you will be requesting to transfer college credit, but you are applying to college as an incoming Freshman, not a college transfer. DO NOT list college credit under your course history as the college will then determine if you are considered a transfer student, and you are NOT! 😊

### **College Credit:**

AP courses are not guaranteed college credit. Your AP test scores are assessed by the university upon enrollment. Do not include AP classes as “college credit”. They are assessing your incoming status (transfer or freshman). You must also request that your Lane, Chemeketa etc. transcript be sent to the college you are attending at the completion of your senior year from the community college website.

### **College Credit Question:**








“How many college credits have you taken to date, **post high school graduation?**”- The answer is always ZERO because no one has graduated from high school yet. This question is determining if you are a transfer student or freshman applicant.

### **Naviance College Application List: TOP PRIORITY**

**College I’m Thinking About** list in Naviance is a list of potential schools that you might apply. Once you have submitted your application click the box at the bottom that says move To Application List. the school should be moved to **College I’m Applying To**

Be sure that you regularly maintain your “**College’s I’m Applying To**” list in Naviance to ensure that your letters and transcripts are sent to the appropriate schools. **Be sure that your application “Submission Type” is accurate and the deadline that you are applying is correct. Click “edit” pencil if you need to update that information.** (See below):

\* = extended profile available

College	Type	Deadline	Transcripts	Office materials	Submission Type 
* The University of Arizona	RD	-	no request	Initial materials submitted	
East Carolina University	OTHR	Other December 15	sent	Mid-year submitted	
Florida State University	RD	Regular Decision 1	no request	Mid-year submitted	
* George Mason University	EA	Early Action 1	sent	Mid-year submitted	
James Madison University	EA	Early Action 1	final sent	Final submitted	
* University of North Carolina at Charlotte	EA	Early Action 1	sent	Mid-year submitted	

### What is the difference between **Early Action and Early Decision Deadlines?**

**Early Action**—you submit your application before regular deadlines on a date set by the college(s) and receive your decisions earlier than usual. You may apply to several schools under Early Action. Your admission is *non-binding* (you do not have to commit until May 1<sup>st</sup>)

**Early Decision**—you submit application to your *first-choice* college before regular deadline with the understanding that if admitted, **you will attend and withdraw applications from other colleges**. You receive your decision earlier than regular deadline. **You apply to only one school Early Decision and should be willing to commit regardless of financial offering**. See link below for additional information. And talk with admissions office of the college you're considering applying ED to learn more about their admissions decisions.

[www.bigfuture.collegeboard.org/get-in/applying-101/the-facts-about-applying-early-is-it-right-for-you](http://www.bigfuture.collegeboard.org/get-in/applying-101/the-facts-about-applying-early-is-it-right-for-you)

### Where do I go to find scholarships?

You should first check the college's website for possible scholarships you may qualify for. Regularly check **Naviance Scholarship page**

**OSAC -Oregon Scholarship Commission**

**WUE – Western Undergraduate Exchange**

**List of scholarships also posted on the Marist College Planning site**

**Some scholarships deadlines are the same time as the Early Action November 1<sup>st</sup> deadline. Make sure to check the financial aid and scholarship section on the university's website.**